



## CHERAT CEMENT COMPANY LIMITED

MODERN MOTORS HOUSE, BEAUMONT ROAD, KARACHI-75530, PAKISTAN.  
UAN : (9221) 111-000-009  
TEL : (9221) 35683566-35683567-35688348-35689538  
FAX : (9221) 35683425  
E-MAIL : cherat@gfg.com.pk  
WEB : www.gfg.com.pk



Ghulam Faruque  
Group

September 21, 2023

**The General Manager**  
Pakistan Stock Exchange Limited  
Stock Exchange Building  
Stock Exchange Road  
Karachi

### Corporate Briefing Session

Dear Sir,

This is to inform you that the Corporate Briefing Session of Cherat Cement Company Limited will be held on Thursday, September 28, 2023 at 4:00 p.m. at PSX Auditorium, 3<sup>rd</sup> Floor, Admin Block, Stock Exchange Building, Karachi and also through Video Conference (on Zoom). The flyer and presentation of Corporate Briefing Session are attached herewith.

We would appreciate your assistance in communicating this information to market participants/ TRE Certificate Holders of the Exchange.

Yours sincerely,

For **Cherat Cement Co. Ltd.**

**Ijaz Ahmed**  
Chief Financial Officer





# Corporate Briefing Session

You are cordially invited to the corporate briefing session of **Cherat Cement Company Limited**

**Conducted by:**

Mr. Yasir Masood (Director & Chief Operating Officer)

Mr. Ijaz Ahmed Khan (Chief Financial Officer)

Ms. Hina Mir (Company Secretary)

**Venue: PSX Auditorium**

(can also be joined via zoom)

**Date: Thursday, September 28, 2023**

**Time: 04:00 – 5:00 PM**

For zoom meeting link, please [Click here](#)

**ID: 857 2540 6241**

**Passcode: 391430**

For any query, please contact

Mr. Tahir Abbas

Director Research

Arif Habib Limited

[tahir.abbas@arifhabibltd.com](mailto:tahir.abbas@arifhabibltd.com)

021-32462742

# CHERAT CEMENT COMPANY LIMITED



**CORPORATE ANALYST BRIEFING  
FOR THE YEAR ENDED JUNE 30, 2023**





Ghulam Faruque  
Group



Cherat Cement  
Company Limited  
A Ghulam Faruque Group Company

# THE FOUNDER

## LATE MR. GHULAM FARUQUE

### (CIE, HPK, OBE)


- A Visionary and a highly respected name in industrial circles.
- Spearheaded development of Pakistan's industry and laid the foundation for the Country's industrialization.

#### HONOURS CONFERRED

- Office of the Order of the British Empire, 1944
- Companion of the Order of the Indian Empire, 1946
- Commander of the Order of Merit, Spain, 1956
- Hilal-e-Pakistan, 1958 (highest-ranking civilian award of Pakistan)
- Honorary Doctorate of Science, West Pakistan University of Engineering and Technology, 1966
- Fellow of the Chartered Institute of Transport, London
- Member of the Association of Iron and Steel Engineers, USA



# GROUP STRUCTURE



# VISION AND MISSION STATEMENT



**Cherat Cement Company Limited**  
A Ghulam Faruque Group Company



Achieve Excellence through Innovation

Help Build a Greener Future

Uphold the trust of our customers

Unlock the Potential of our people

Optimize our Investment portfolio

Become the leading cement company

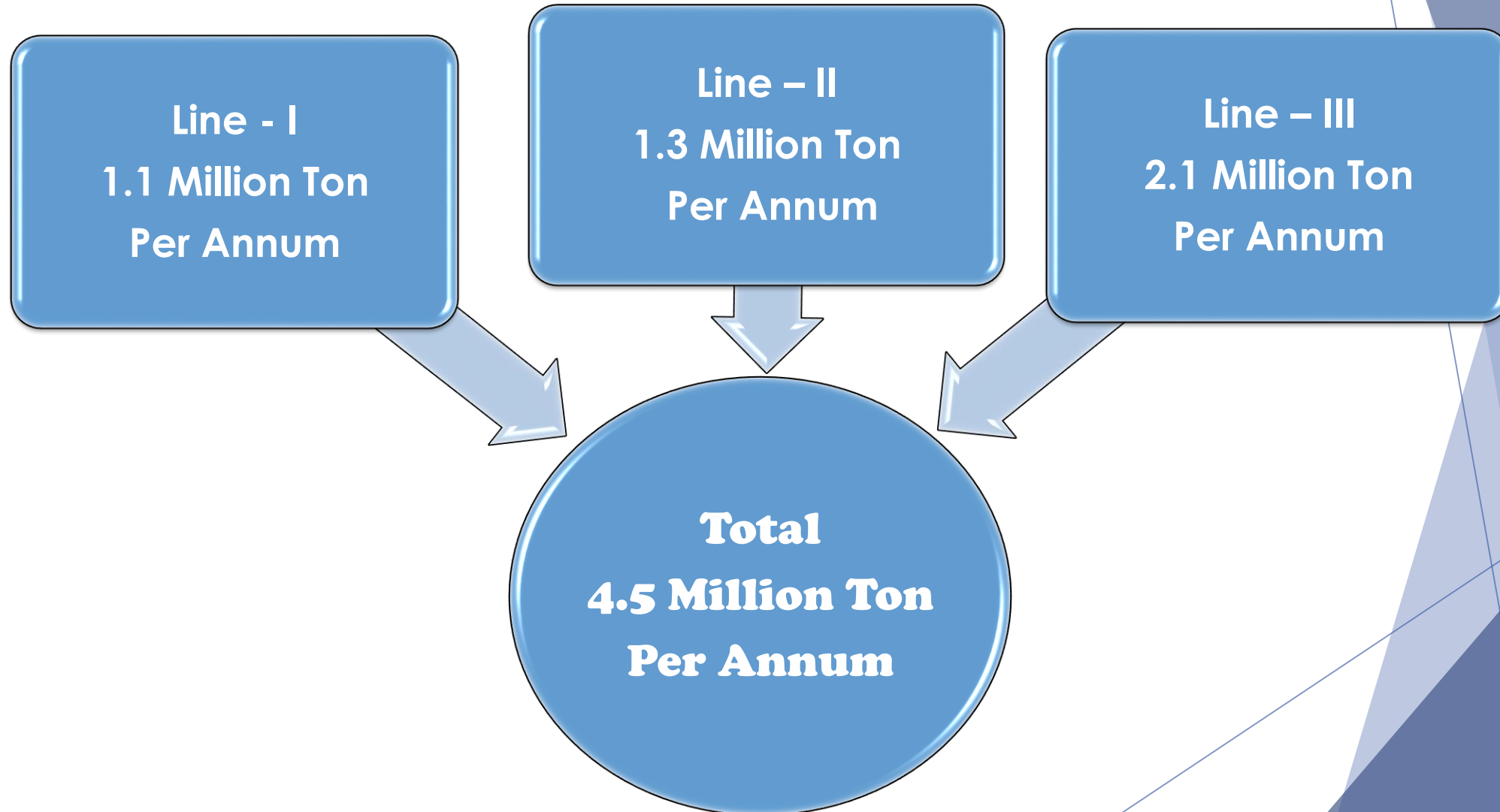
Continue to care for our communities

WE AIM TO BUILD A BETTER FUTURE BY:

# INSTALLED CAPACITY - CEMENT



**Cherat Cement  
Company Limited**  
A Ghulam Faruque Group Company






**Cherat Cement  
Company Limited**  
A Ghulam Faruque Group Company

# OUR PRODUCTS

- CCCL is known for its commitment to quality.
- Makes every effort to provide its customers highest quality products at lowest possible cost.
- Provides customers with best alternate solutions to their changing needs without compromising on quality, and durability.
- We are producing following two types of cement:
  - ✓ Ordinary Portland Cement (OPC) and
  - ✓ Portland Composite Cement

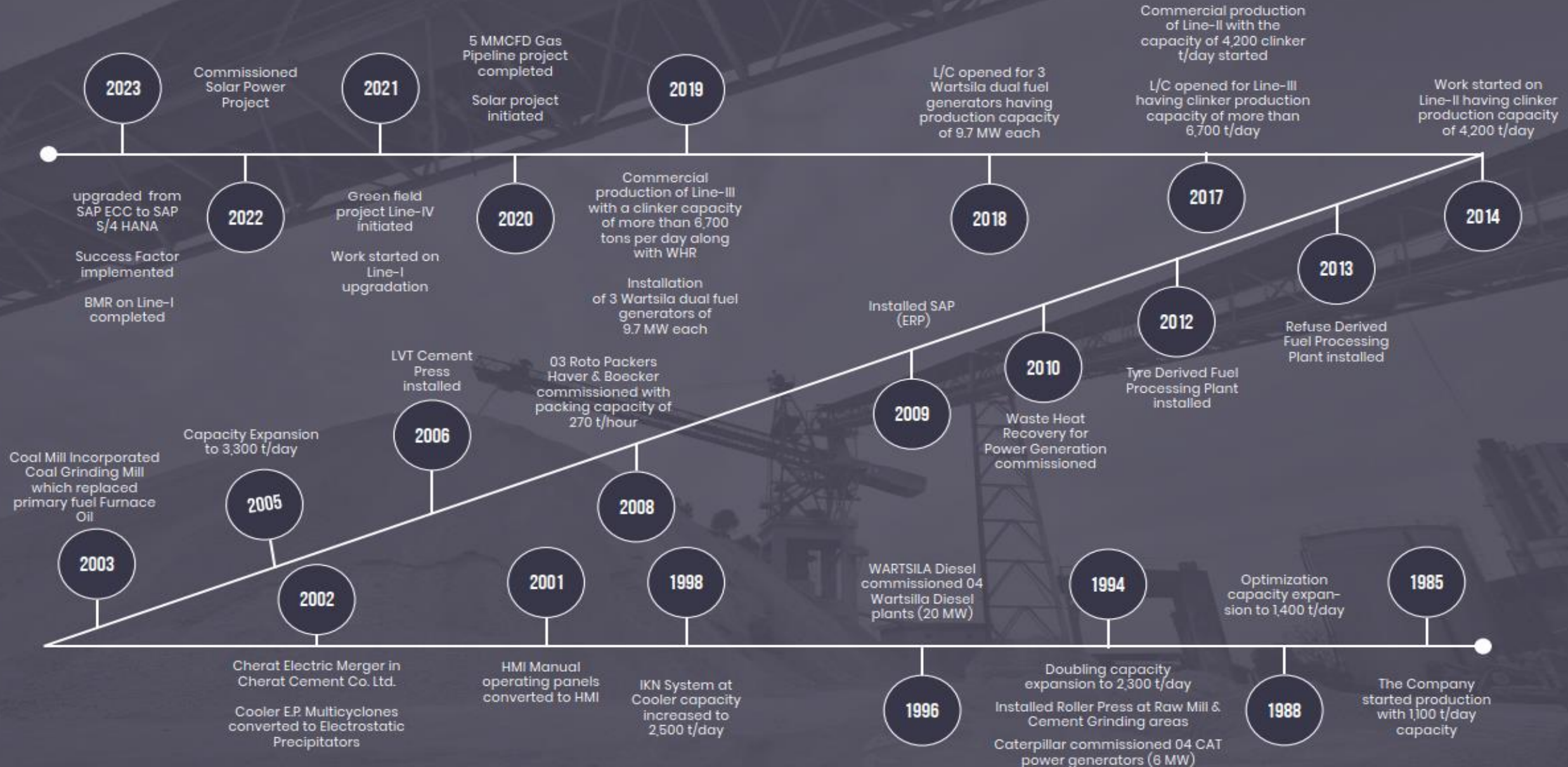




# OUR JOURNEY AT A GLANCE



**Cherat Cement Company Limited**  
A Ghulam Faruque Group Company



# SIGNIFICANT EVENTS



**Cherat Cement  
Company Limited**  
A Ghulam Faruque Group Company

Commodity super cycle leading to inflationary pressure

Macro economic instability

Reduction in local demand

Improvement in export to Afghanistan

Renewable energy

Taxation

Profitability



# QUANTITATIVE ANALYSIS OF THE INDUSTRY DISPATCHES (Tons in '000)

Description	2023	2022	Variance(%)
<b><u>Local</u></b>			
North Zone	32,780	39,438	-17%
South Zone	7,238	8,197	-12%
Total Dispatches	40,018	47,635	-16%
<b><u>Export</u></b>			
Afghanistan	1,070	911	17%
Through sea	3,496	4,345	-20%
Total Dispatches	4,566	5,256	-13%
<b>Total Industry Dispatches</b>	<b>44,584</b>	<b>52,891</b>	<b>-16%</b>

## QUANTITATIVE ANALYSIS OF THE COMPANY DISPATCHES (Tons)



**Cherat Cement  
Company Limited**  
A Ghulam Faruque Group Company

Description	2023	2022	Variance (%)
Local	2,539,391	3,259,763	-22%
Export	331,347	292,710	13%
Total	2,870,738	3,552,473	-19%

# SYNOPSIS - STATEMENT OF PROFIT OR LOSS



**Cherat Cement Company Limited**  
A Ghulam Faruque Group Company

For the year ended  
June 30,

	2023	2022 ----- (Rupees in '000) -----	Variance	%
Turnover - Gross	50,545,990	45,330,947	5,215,042	12%
Turnover - net	37,386,185	32,085,361	5,300,824	17%
Cost of Sales	27,249,373	23,134,576	4,114,797	18%
Gross profit	10,136,812	8,950,785	1,186,028	13%
Operating profit	9,186,199	8,187,599	998,600	12%
Profit before taxation	7,272,029	6,828,725	443,305	6%
Profit after taxation	4,403,932	4,455,965	(52,032)	-1%

EPS Jun-23 = 22.67

EPS Jun-22 = 22.93

5.00

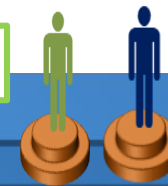
10.00

15.00

20.00

25.00

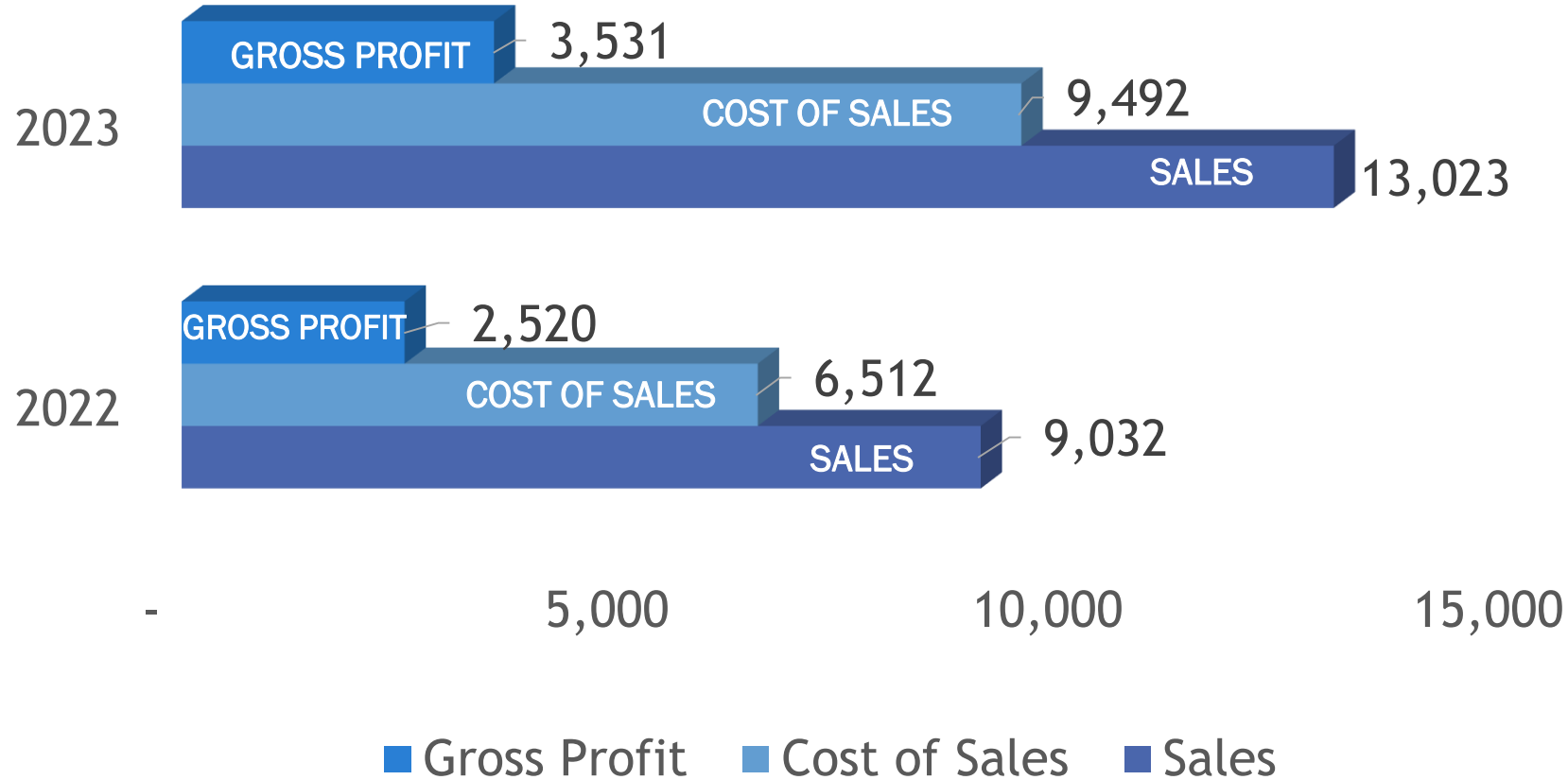
30.00



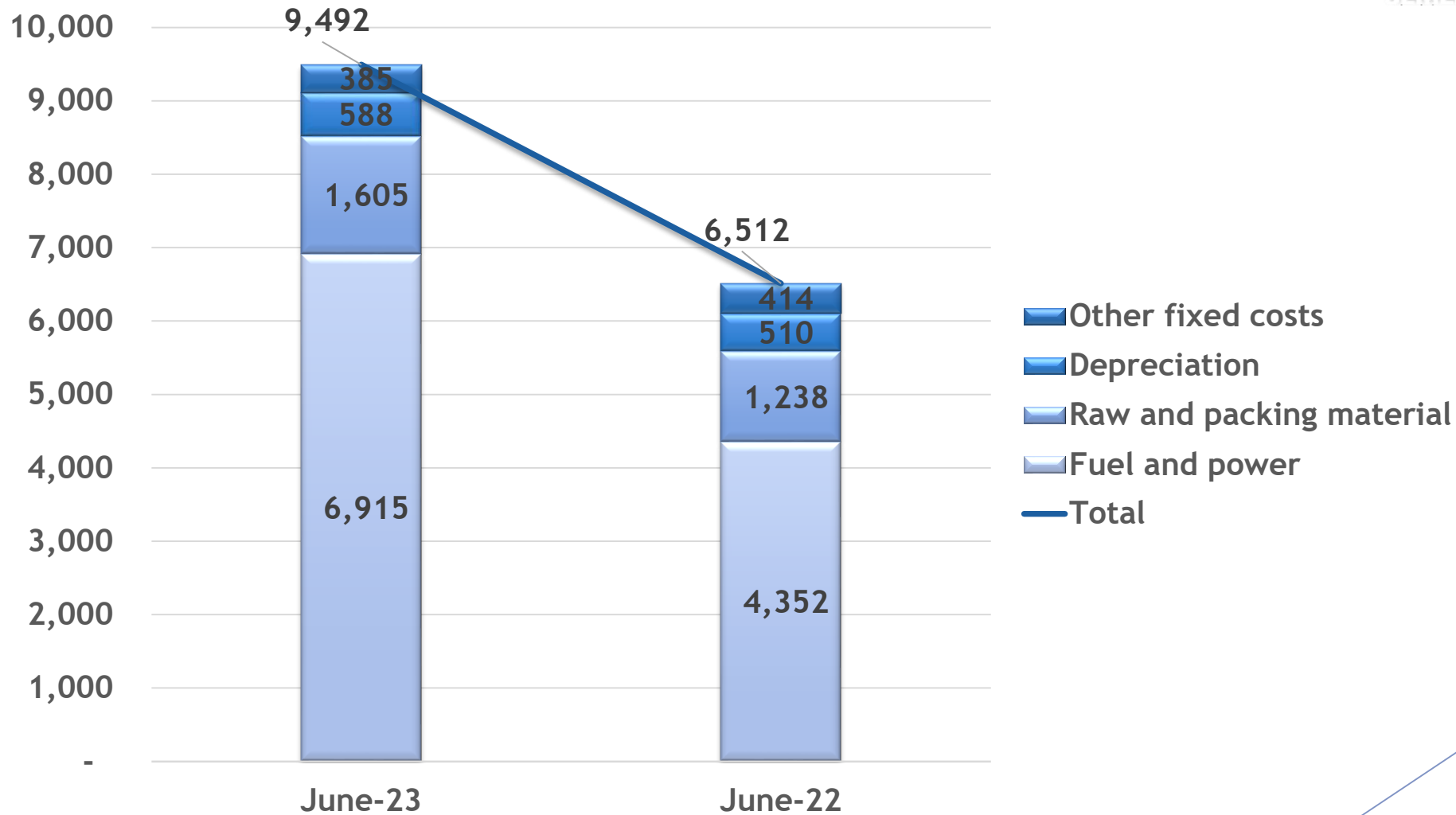
# PER TON GROSS PROFIT ANALYSIS FOR THE PERIOD ENDED JUNE,30 2023 (COMPARATIVE)



**Cherat Cement  
Company Limited**  
A Ghulam Faruque Group Company



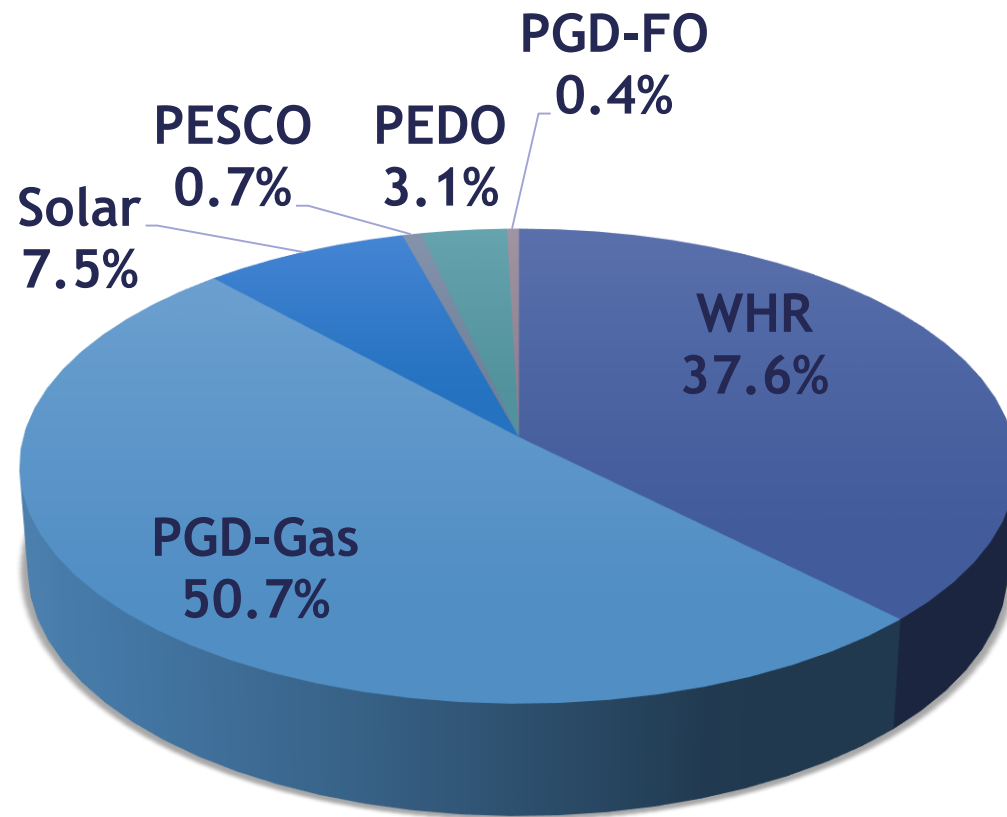
# COST PER TON ANALYSIS (Rs.)



# POWER MIX (%) FOR THE YEAR ENDED JUNE 30, 2023



**Cherat Cement  
Company Limited**  
A Ghulam Faruque Group Company



■ WHR ■ PGD-Gas ■ Solar ■ PESCO ■ PEDO ■ PGD-FO



# STATEMENT OF PROFIT OR LOSS

For the year ended  
June 30,



**Cherat Cement  
Company Limited**  
A Ghulam Faruque Group Company

	2023 ----- (Rate / ton) -----	2022	2023 ----- (Rupees in '000) -----	2022	Variance	%
Turnover - net	13,023	9,032	37,386,185	32,085,361	5,300,824	17%
Cost of sales	(9,492)	(6,512)	(27,249,373)	(23,134,576)	(4,114,797)	18%
Gross profit	3,531	2,520	10,136,812	8,950,785	1,186,028	13%
Distribution costs	(211)	(149)	(606,436)	(529,254)	(77,182)	15%
Administrative expenses	(152)	(98)	(436,116)	(349,141)	(86,975)	25%
Other expenses	(126)	(77)	(362,027)	(275,286)	(86,741)	32%
	(489)	(325)	(1,404,579)	(1,153,681)	(250,898)	22%
Other income	158	110	453,966	390,495	63,471	16%
Operating profit	3,200	2,305	9,186,199	8,187,599	998,600	12%
Finance costs	(667)	(383)	(1,914,170)	(1,358,874)	(555,296)	41%
Profit before taxation	2,533	1,922	7,272,029	6,828,725	443,305	6%
Taxation	(999)	(668)	(2,868,098)	(2,372,760)	(495,338)	21%
Profit After taxation	1,534	1,254	4,403,932	4,455,965	(52,032)	-1%

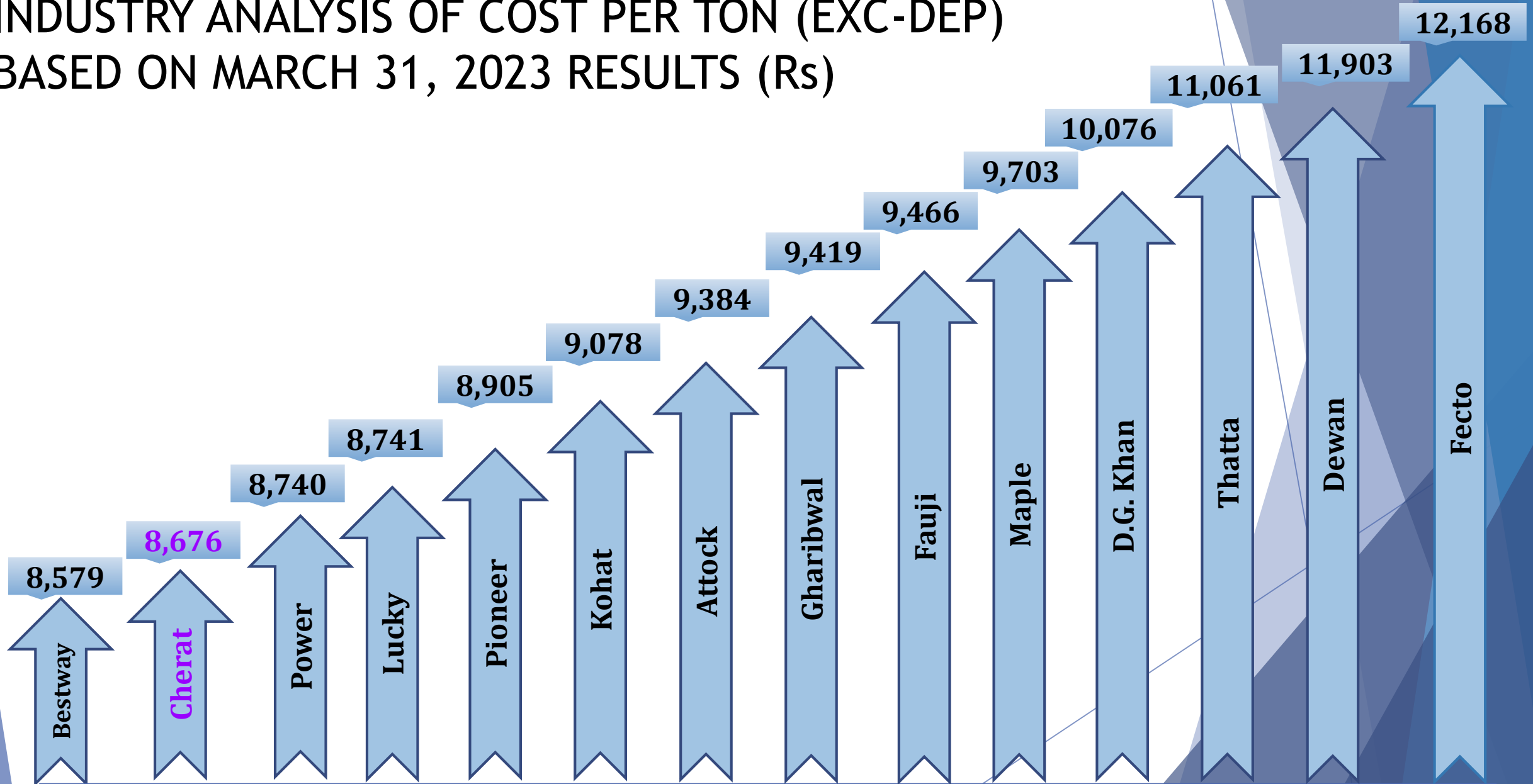
# KEY FINANCIAL RATIOS



DESCRIPTION	UOM	FY	
		2022-23	2021-22
<b>Leverage</b>			
Long Term Debt / Equity	%	33:67	45:55
Gearing Ratio (Total Debt / Equity)		37:63	49:51
Total Debt / EBITDA	Times	1.14	1.78
Interest Coverage Ratio		5.65	7.23
<b>Liquidity Ratios</b>			
Current Ratio	Times	1.21	1.06
Quick Ratio		0.93	0.97
<b>Investment Ratios</b>			
EPS	PKR	22.67	22.93
ROE	%	21.09%	25.73%
ROCE (Long Term Loan + Equity)		14.12%	14.80%
Break-up Value Per Share	PKR	107.46	89.1239
<b>Key Operating Ratios</b>			
Gross Profit Margin	%	27.11%	27.90%
EBITDA		28.91%	30.61%
Pre Tax Margin		19.45%	21.28%
After Tax Margin		11.78%	13.89%
Price / Earnings Ratio	PKR	5.31	4.06

# COMPETITIVE EDGE

INDUSTRY ANALYSIS OF COST PER TON (EXC-DEP)  
BASED ON MARCH 31, 2023 RESULTS (Rs)



# RENEWABLE ENERGY INITIATIVES

- 13.05 MW Solar power project.
- Waste Heat Recovery (WHR) plants installed at all three production lines and Wartsila gensets.



**Cherat Cement  
Company Limited**  
A Ghulam Faruque Group Company

# FUTURE OUTLOOK



**Cherat Cement  
Company Limited**  
A Ghulam Faruque Group Company

- A boost in the PSDP budget will contribute positively to the growth of the cement industry
- Enhance the utilization of domestic coal will bolster industry profitability
- Prepayment of debt ahead of schedule
- Initiatives undertaken for green energy
- Alternate fuel sources



**Cherat Cement  
Company Limited**  
A Ghulam Faruque Group Company

# Q & A SESSION

# Disclaimer



**Cherat Cement  
Company Limited**  
A Ghulam Faruque Group Company

**THIS PRESENTATION IS NOT AN OFFER OR SOLICITATION OF AN OFFER TO BUY OR SELL ANY SECURITIES OR ANY INVESTMENT**

This presentation has been prepared by Cherat Cement Company Limited (“Cherat Cement”) solely for information purposes. No representation or warranty express or implied is made thereto, and no reliance should be placed on, the fairness, accuracy, sufficiency, completeness or correctness of the information or any opinion contained herein or any opinion rendered thereto. The information contained in this presentation should be considered in the context of the circumstances prevailing at the time and will not be updated to reflect any developments that may occur after the date of the presentation. Neither Cherat Cement nor any of its affiliates, officials, advisors, associates, employees or any person working for, under or on behalf, shall have any responsibility and/or liability of any nature whatsoever (in contract or otherwise) for any loss whatsoever arising from any use of this presentation or its contents or otherwise arising in connection with this presentation.

This presentation does not constitute or form part of a prospectus, offering circular or offering memorandum or an offer, solicitation, invitation or recommendation to purchase or subscribe for any securities and no part of it shall form the basis of, or be relied upon in connection with, or act as any inducement to enter into any arrangement, agreement, contract, commitment or investment decision in relation to any securities. This presentation shall not at all be intended to provide any disclosure upon which an investment decision could be made. No money, securities or other consideration is being solicited, and, if sent in response to this presentation or the information contained herein, will not be accepted.

The presentation may contain statements that reflect Cherat Cement’s own beliefs. These information are based on a number of assumptions, which are beyond Cherat Cement’s control. Such information represent, in each case, only one of many possible scenarios and should not be viewed as the most likely or standard scenario. Such information is subject to certain risks and uncertainties that could cause actual results to differ materially from those contemplated by the relevant information. Cherat Cement does not undertake any obligation to update any of such information to reflect events that occur or circumstances that arise after the date of this presentation and it does not make any representation, warranty (whether express or implied) or prediction that the results anticipated by such information will be achieved. In addition, past performance should not be taken as an indication or guarantee of future results.

Certain data in this presentation was obtained from various external data sources that Cherat Cement believes to its knowledge, information and belief to be reliable, but Cherat Cement has not verified such data with independent sources and there can be no assurance, representation or warranty as to the accuracy, sufficiency, correctness or completeness of the included data. Accordingly, Cherat Cement makes no assurance, representation or warranty as to the accuracy, sufficiency, correctness or completeness of that data, and such data involves risks and uncertainties and is subject to change based on various factors.



**Cherat Cement  
Company Limited**  
A Ghulam Faruque Group Company

# Thank You